

Install Exalate for Jira Cloud

Last Modified on 01/15/2026 7:57 pm EST

Introduction

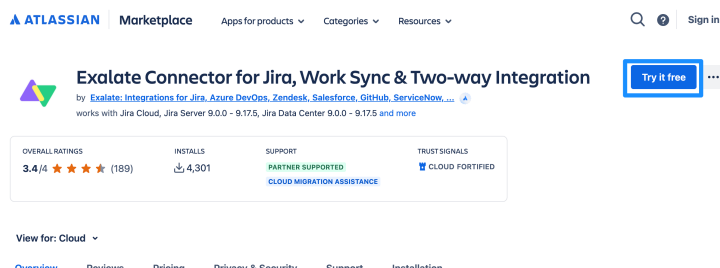
You can install Exalate on Jira Cloud:

- From the Atlassian Marketplace.
- From the App Manager.
- On Docker.

Install Exalate from the marketplace

To install Exalate from the [marketplace](#), follow the steps below:

1. Search for the app on the marketplace.
2. Click **Try it Free**.



3. Choose a site to install the app and click **Start free trial**

Choose a site to start your free trial



Select a site to install this app:

Choose a site ▼

Start free trial Cancel

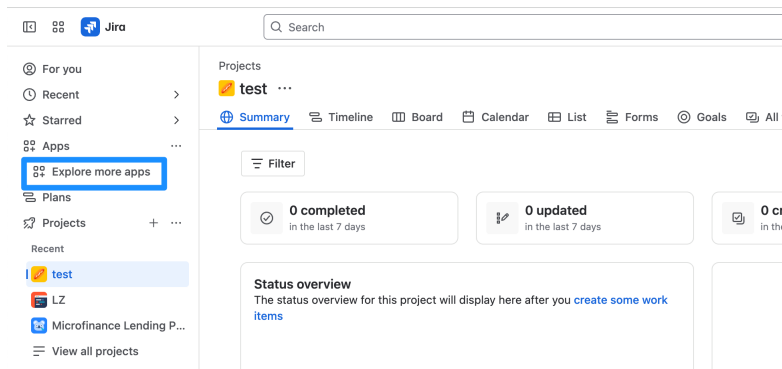
After this step, you are redirected to your Jira dashboard.

4. Confirm the **Try it free**
5. You're all set!

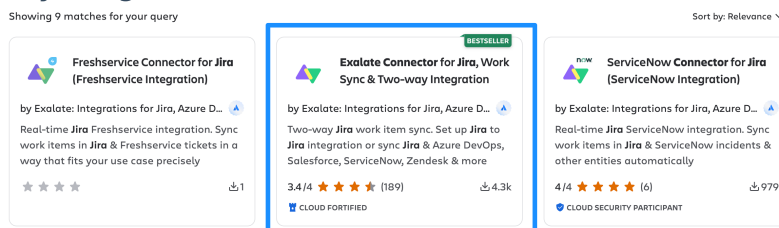
Install Exalate from the App Manager

To install the app from your Jira administration App manager follow the steps below:

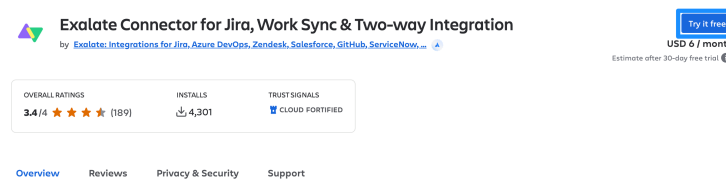
1. Log into your Jira instance as an admin.
2. In the **left-hand navigation menu**, navigate to **Apps** and then select **Explore more apps**. This will direct you to the Atlassian Marketplace.



3. Type **Exalate** in a search field to find **Exalate Connector for Jira, Work Sync & Two-way Integration**



4. Click the app icon for more information and **Try it Free**



5. Click **Start Free Trial**

Select a site

Review and Install

Review and Install



Exalate Connector for Jira, Work Sync & Two-way Integration

by [Exalate: Integrations for Jira, Azure DevOps, Zendesk, Salesforce, GitHub,...](#)

3.4/4 ★★★★★ (189) | ⬇ 4,301 | CLOUD FORTIFIED

TRY IT FREE

USD 6 / month

Estimate after 30-day free trial ⓘ

Permissions



Actions

7



Data management



Data storage, sharing, receiving, and processing



Back

Start free trial

6. You're all set!



Exalate Connector for Jira, Work Sync & Two-way Integration installed successfully



Your app has been added to your instance and is ready for use.

[Get started](#) · [Manage app](#)

Install Exalate on Docker

You can host Exalate for Jira Cloud on your own server. To do so, you need to install Exalate on Docker.

Note: You need to install Docker. Check the [docker documentation](#) for more details.

Video Tutorial

For an easy overview, please watch our video on how to install Exalate on Jira Cloud:

ON THIS PAGE

[Introduction](#)

Product

[Install Exalate from the marketplace](#)

[About Us](#)

[Install Exalate from the App Manager](#)

[Release History](#)

[Glossary](#)

[Install Exalate on Docker](#)

[API Reference](#)

[Video Tutorial](#)

[Security](#)

[Pricing and Licensing](#)

Resources

[Subscribe for a weekly Exalate hack](#)

[Academy](#)

[Blog](#)

[YouTube Channel](#)

[Ebooks](#)

Still need help?

[Join our Community](#)

[Visit our Service Desk](#)

[Find a Partner](#)