

Accept the Connection Invitation in Script Mode for GitHub

Last Modified on 01/15/2026 7:22 pm EST

Note: To accept the Connection invitation you need an **Invitation Code**. The **Invitation Code** includes **pre-populated** Connection details such as Connection name, instance short names, and Destination instance URL. You are only required to finish the configuration by accepting the invitation.

Accept the Connection Invitation in Script Mode from GitHub

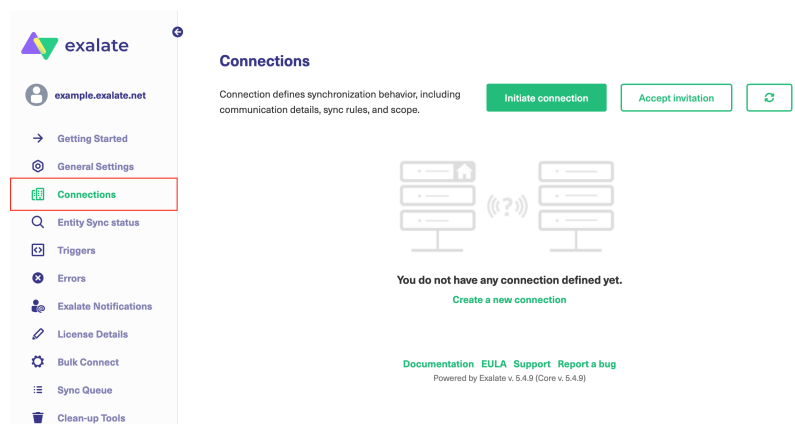
Note: : It doesn't matter which side you start accepting the Connection from. The Exalate UI remains the same.

1. Navigate to the **Connections** tab in the Exalate console.

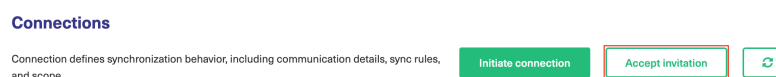
Enter the Exalate app for GitHub URL in your browser to open the Exalate admin console

Note: Use this link to access your Exalate admin console:

<https://connect.exalate.net/github/find>



2. Click **Accept invitation**.



And click **Next**.

Accept invitation

Select a repository for the incoming sync

After accepting an invitation for a Basic mode connection, Exalate will be able to sync basic issue fields. The sync rules cannot be updated. Exalate will sync the following issue data: summary, description, comments, and attachments.

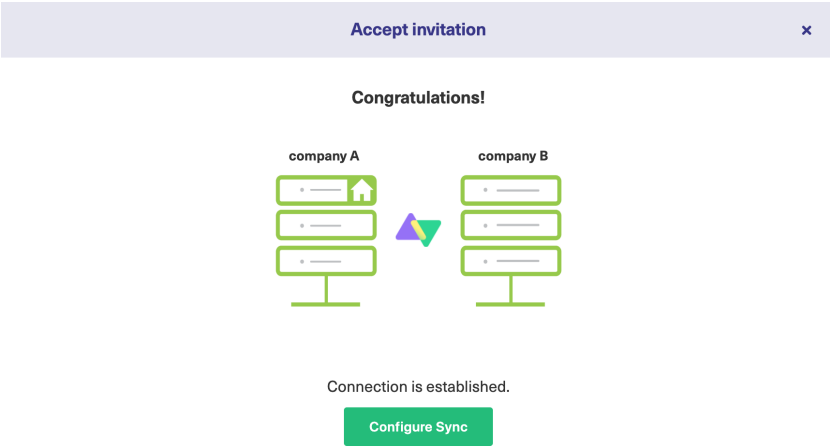
Issue types are mirrored. This means that tasks will be synced as tasks, bugs as bugs, and improvements as improvements. If a issue type is not included in the basic set, it will be synced as a task.

Please select the repository where you want to create issues, received from the other side.*

Select Repository

Confirm

Congratulations! The connection is set up.



What's Next?

After accepting the connection invitation proceed to [configure the connection](#). Remember, with Exalate you need to set up the configuration for both integrating sides independently, depending on your integration requirements.

Product

ON THIS PAGE

- [About Us](#)
- [Release History](#)
- [Accept the Connection Invitation in Script Mode from](#)
- [Glossary](#)
- [GitHub](#)
- [API Reference](#)
- [What's Next?](#)
- [Security](#)

[Pricing and Licensing](#)

Resources

- [Subscribe for a weekly Exalate hack](#)
- [Academy](#)
- [Blog](#)
- [YouTube Channel](#)
- [Ebooks](#)

Still need help?

- [Join our Community](#)
- [Visit our Service Desk](#)
- [Find a Partner](#)