

How to Activate an Network License Key for Exalate Classic

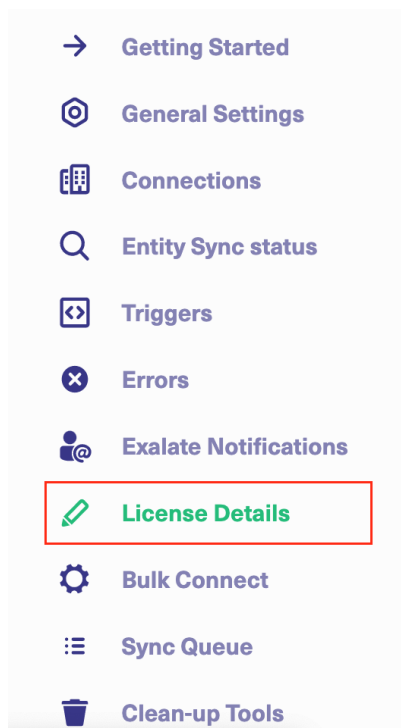
Last Modified on 02/02/2026 3:23 am EST

This article describes how to activate a network license in the Exalate Classic Console.

[Submit a request](#) to get the Exalate network license.

Before configuring the Exalate network license key, make sure that you don't have an active Atlassian Marketplace license under Manage **Add-ons - Exalate**.

1. Navigate to the **License Details** tab in the Exalate admin console



2. Click **License Key**

License Details

With this license you can synchronize entities using basic mode connections only.

Type	FREE PLAN
Status	ACTIVE
Used synchronizations	0 out of 1000
Next synchronizations available on	2022-12-21

License Key 

3. **Paste** the Exalate license key

License Details

With this license you can synchronize entities using basic mode connections only.

Type	FREE PLAN
Status	ACTIVE
Used synchronizations	0 out of 1000
Next synchronizations available on	2022-12-21

License key

6lKFWciAwNSwgMlJyMiAiwMDowMDowMCBBTSlsimVuZErHdGUlOJUNYXlgMDkslDlwMlJqg
MDA6nMDAM6DmAGuQilCjHvbcnRt1bm0eSl6kVBu0UtmTMOlUnlCj3e2vZWNo0Aw9ucy
l6MTA5lRmNjZ5hdhVY5l6iGUlYqSGXMRiDndZG5k3k6UUN24xMlE1CVbUlyRfUcFmN
HvSLk3icjyhOWNnRvh4Y2VqYndxbEtjYvlSmlzRZxhbnVhdG9ibGll62mFsc2U5mlzRnJlZlZW1pdW
OjOmZhbnHlNCJwYWlyTrVnYmYyljotMswiY2F5ZSxW5kYXJvbmll0joiT9OvEHtliwDNCxgbh16
MHO=



Cancel

Update

4. Click **Update** to save the changes

Congratulations! Your Exalate license has been successfully activated. Check the information on the License Details page.

License Details

Type	NETWORK	
Status	ACTIVE	
Valid until	2024-03-09	
Full paid synchronization usage	Usages	
License key	eyJsaWNlbnNlVmVyc2lv... 	

Now you can manage the Exalate **License usage**.

License usages

Exalate network license allows synchronizing with up to 10 instances that don't have a license. Select which instances you would like to add to your network.

Applied 2/10	Destination Instance URL	Connection
<input checked="" type="checkbox"/>	https://4360-77-222-139-105.ngrok.io	d3v-idalkotanya_to_Svitlana Blue zendeskTanya_to_svBlue
<input type="checkbox"/>	http://localhost:2990/jira	jLocal_to_svBlue
<input checked="" type="checkbox"/>	https://7ab3-77-222-139-105.ngrok.io	SvBlue_to_GitLocal
<input type="checkbox"/>	https://jcloudnode-dyyr-amew-nqfz-napl.exalate.v	Y_to_SB

Cancel

Update usage

You will have the instance license details as **unlicensed** if the Exalate usage is covered by the Exalate network license.

Exalate

Free trial

Exalate for Jira Server / Data Center - synchronize your issues as you go.
It is ok to have an **unlicensed** add-on - check [here](#) for more information.

Try Exalate free for 30 days.


Free trial

Buy now

Get started

Uninstall

Disable



Screenshots (12)

Product

About Us ?

Release History ?

Glossary ?

API Reference ?

Security ?

Pricing and Licensing ?

Resources

Subscribe for a weekly Exalate hack ?

Academy ?

Blog ?

YouTube Channel ?

Ebooks ?

Still need help?

Join our Community ?

Visit our Service Desk ?

Find a Partner ?

Version: 5.4.0-j8

Vendor: iDalko

Support: Supported by vendor

App key: com.exalate.jiranode

License details: **Unlicensed**

License key:

Update

Marketplace listing

Full pricing details

Documentation

EULA

Data security and privacy

Support and issues

396 of 396 modules enabled